REV.	DESCRIPTION	ECN NO.	NAME	DATE
0	FIRST EDITION	N/A	JING	2020-09-15

RoHS

ALL PARTS MUST MEET TO RoHS REQUIREMENTS

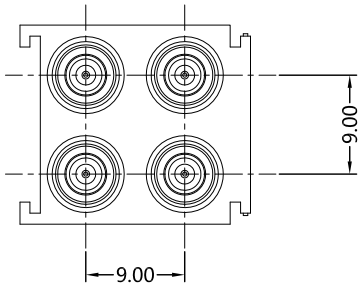

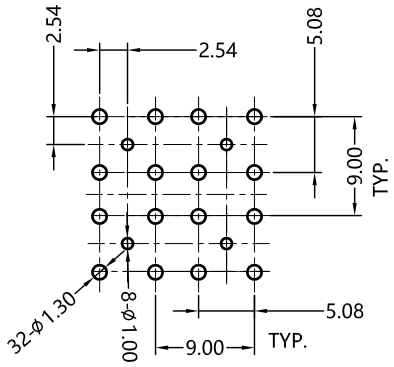

RECOMMENDED 1.05mm PCB MOUNTING HOLE DIM'S

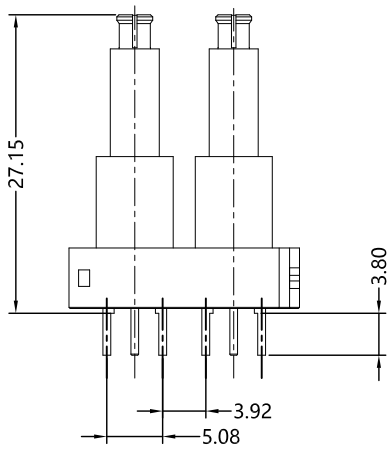

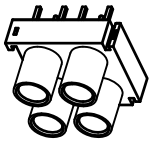

3 D VIEW

MATERIALS AND PLATING UNIT: MICRO-INCHES		
PART NAME	MATERIALS	PLATING
BODY	BRASS C3604	GOLD 5u"/NICKEL/COPPER
INSULATOR	PTFE ASTM-D-1710	N/A
CONTACT PIN	Be - Cu C17300	GOLD 30u"/NICKEL/COPPER
GASKET	SILICONE	N/A

ELECTRICAL CHARACTERISTICS		
IMPEDANCE		50 Ω
VOLTAGE RATING		335 V(rms)
FREQUENCY RANGE		0 ~ 6 GHz
DIELECTRIC WITHSTANDING VOLTAGE		>500 V
CONTACT RESISTANCE	CENTER CONTACT	<6.0 mΩ
	OUTER CONTACT	<1.0 mΩ
INSULATION RESISTANCE		>1000 MΩ
INSERTION LOSS		N/A
RF-LEAKAGE		N/A
VSWR		<1.30
3RD INTERMODULATION		N/A

MECHANICAL CHARACTERISTICS	
FORCE TO ENGAGE AND DISENGAGE	N/A
CENTER CONTACT RETENTION FORCE	N/A
RECOMMENDED COUPLING TORQUE	N/A
COUPLING NUT RETENTION FORCE	N/A
DURABILITY	>10000 cycles

ENVIRONMENTAL PARAMETER	
TEMPERATURE RANGE	-40 ℃~+85 ℃

* CUSTOMER OUTLINE DRAWING

UNLESS OTHERWISE SPECIFIED:
1) EDGES : C0.15 MAX ;
2) REMOVE ALL BURRS ;
3) SURFACE ROUGHNESS : Ra1.6 ;
4) UNITS : mm ;
5) DIMENSIONS TOLERANCES
DECIMALS : .x ±0.3 .xx ±0.2 .xxx±0.1;
ANGLES : ± 5°.

THIRD ANGLE PROJECTION

APPROVED :	CUSTOMER P/N : -
CHECKED :	SCALE : 3: 2
DRAWING : JING	DATE : 2020-09-15
	PAGE : 1/1

SLK SUPERLINK

TITLE : SMP FEMALE S/T FOR PCB,50Ω

DRAWING NO. : 5MPF25S-P00

COMPANY WEBSITE : www.slkcorp.com